Vacuum Extrusion Agglomeration in Metallurgy

Aitber Bizhanov

Independent representative for Metal and Mining-
RUSSIA and CIS E-Mail: abizhanov@jcsteele.com

Brick making and Briquetting

1889, J.C.Steele&Sons



1899, The Gröndal Process. Equipment similar to applied for shaping of clay bricks. BF charge. (Finland)

1990s, J.C.Steele&Sons,Inc. Auger agglomeration of BOF sludge, BF charge. Bethlehem Steel, USA.

2018, J.C.Steele&Sons,Inc. Stiff Extrusion Agglomeration of iron ore concentrate, and coke , sludge, NLMK Group, Russia

Briquetting Technologies Main Parameters Comparison

The characteristics of the process and properties of briquette	Machines for briquetting and their characteristics		
	Vibropress	Roller-press	Extruder
Maximum capacity, ton/hour	30	50	100
Cement binder content,%	8-10	15-16	3-9
Thermal processing of raw briquettes	80 ^{o}C (16-20 hours)	-	-
Wastes generation	-	30 % of production	-
Shape of briquette	cylinder, prism	pillow	any
Dimensions, mm	+80x80	30x40x50	5-35
Moisture content of charge,%	<5%	<10%	8-15%
Possibility of immediate stacking of raw briquettes	-	possible	possible

Classification of Extrusion Types

Type of extrusion	Low pressure extrusion	Medium pressure extrusion	High pressure extrusion	
Description used in ceramic industry	Soft extrusion	Semi-stiff extrusion	Stiff extrusion	
Extrusion moisture	10-27	15-22	12-18	10-15
Extrusion pressure, MPa	0.4-1.2	1.5-2.2	2.5-4.5	Up to 30

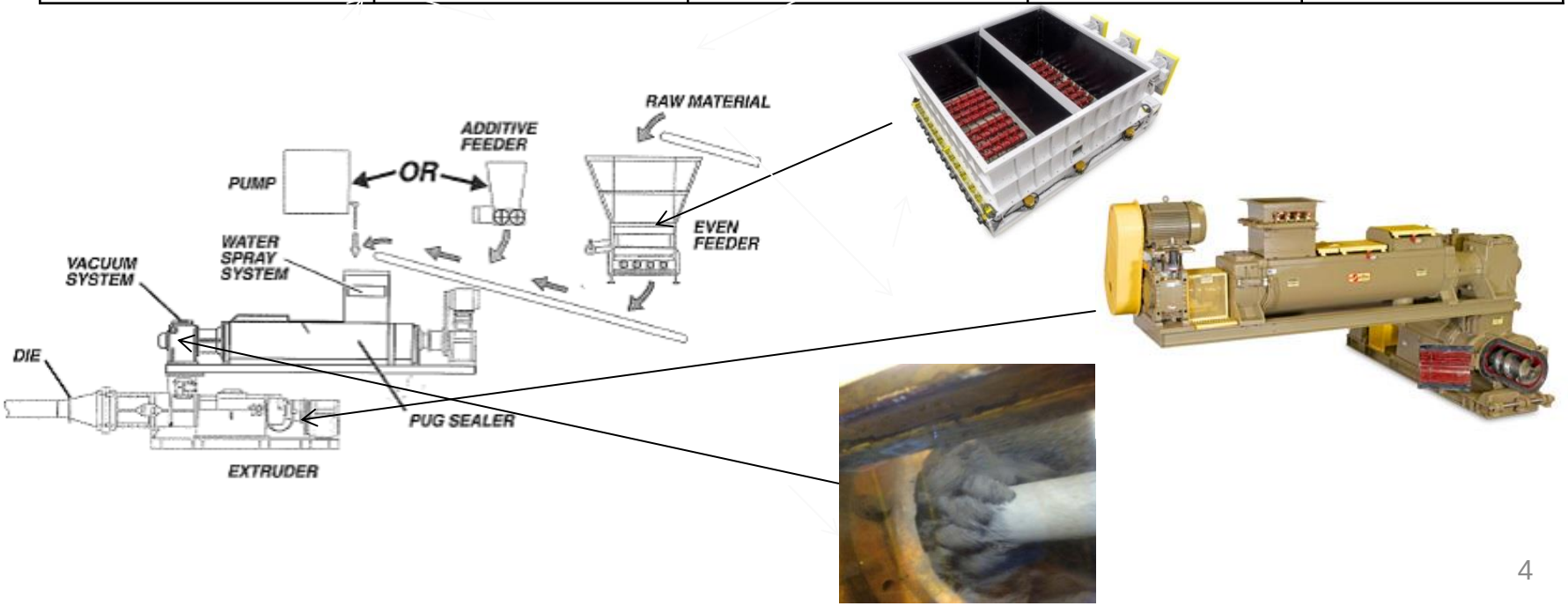

Spiral Couette-Poiseuille Flow in Simplified Model of Extruder

$$w=\frac{\varepsilon^{\gamma_+}w_+-w_-}{\varepsilon^{\gamma_+}-\varepsilon^{\gamma_-}}\left(\frac{r}{a}\right)^{\gamma_-}+\frac{\varepsilon^{\gamma_-}w_+-w_-}{\varepsilon^{\gamma_-}-\varepsilon^{\gamma_+}}\left(\frac{r}{a}\right)^{\gamma_+}$$

$$+\frac{-p_z a^2}{\mu(4-\alpha)}\left(\frac{\varepsilon^{\gamma_+}-\varepsilon^2}{\varepsilon^{\gamma_+}-\varepsilon^{\gamma_-}}\left(\frac{r}{a}\right)^{\gamma_-}+\frac{\varepsilon^{\gamma_-}-\varepsilon^2}{\varepsilon^{\gamma_-}-\varepsilon^{\gamma_+}}\left(\frac{r}{a}\right)^{\gamma_+}-\left(\frac{r}{a}\right)^2\right)$$

$$\gamma_{\mp}=\frac{\alpha}{2}\mp\sqrt{\left(\frac{\alpha}{4}-1\right)\alpha}\qquad\left(\frac{\alpha}{4}-1\right)\alpha>0$$

$$\upsilon=\frac{\varepsilon^{\beta_+}\upsilon_+-\upsilon_-}{\varepsilon^{\beta_+}-\varepsilon^{\beta_-}}\left(\frac{r}{a}\right)^{\beta_-}+\frac{\varepsilon^{\beta_-}\upsilon_+-\upsilon_-}{\varepsilon^{\beta_-}-\varepsilon^{\beta_+}}\left(\frac{r}{a}\right)^{\beta_+}$$

$$\beta_{\mp}=\frac{\alpha}{4}\mp\left(\frac{\alpha}{2}+1\right)=-\frac{\alpha}{4}-1,\frac{3\alpha}{4}+1$$

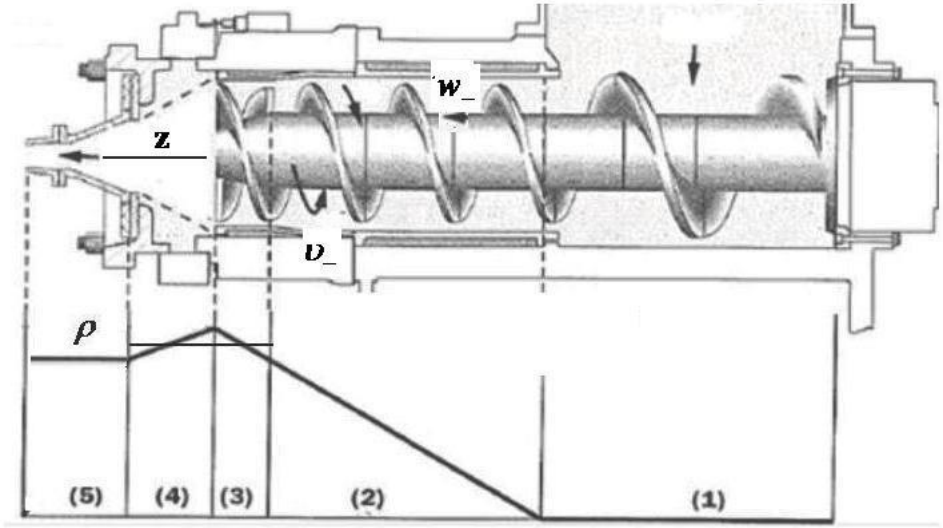

1 conveying, 2 densifying, 3 – metering, 4 pressure distributing, 5- die

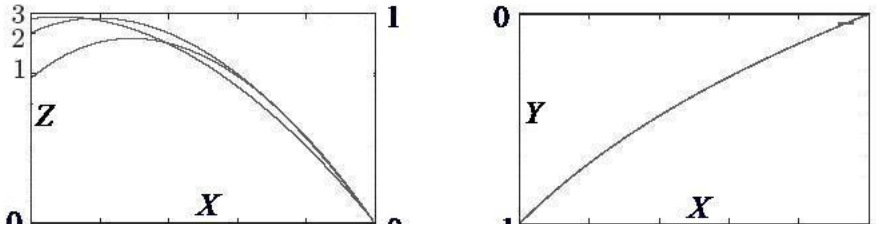

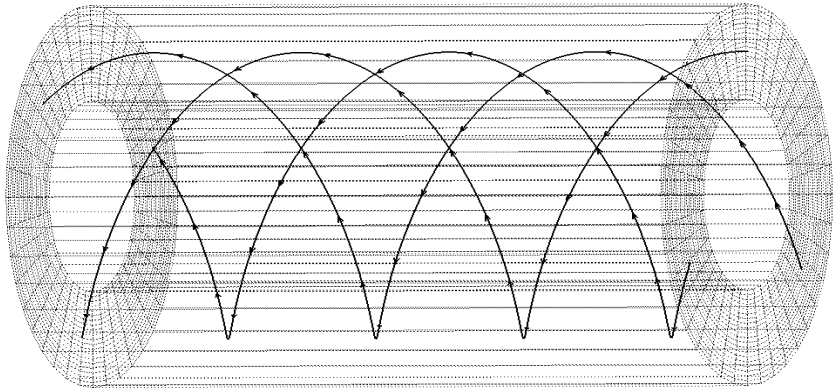

Specific Features of Stiff Extrusion

Length

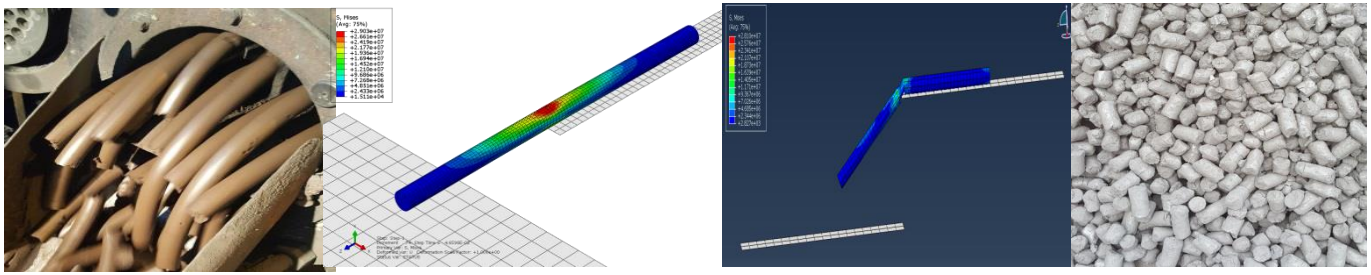

Shape

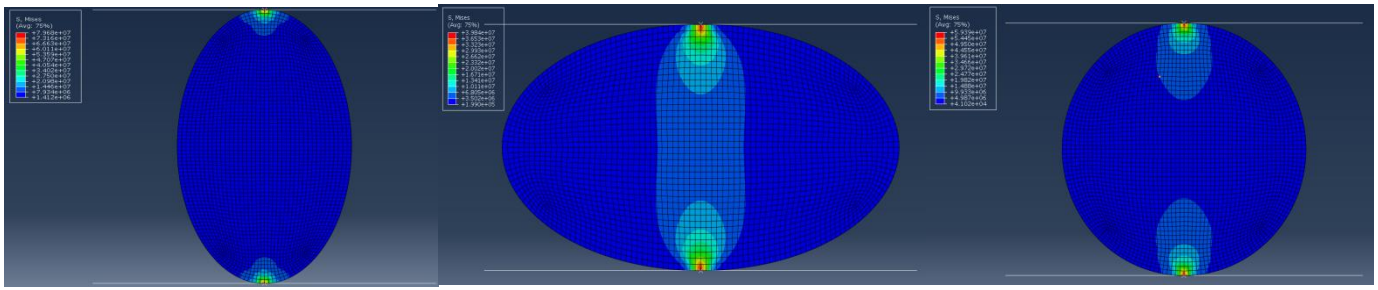

39.8 MPa 79.6 MPa 59.3 MPa

Stacking of extrusion briquettes



Statistics of briquettes orientation in the pile: 56.25% have the orientation of the "flat" (the long axis of the oval is parallel to the horizon), 12.5%- target long axis perpendicular to the hearth, 12.5%- stands vertically and 18.75% on the "edge".

Migration of fines

$$V = \frac{\rho}{12\mu}(u - U)\frac{du}{dy}r^2$$

$$V_{large} = -\frac{r_{large}^2}{r_{small}^2}V_{small} = -9V_{small}$$

Influence of Shear Stress



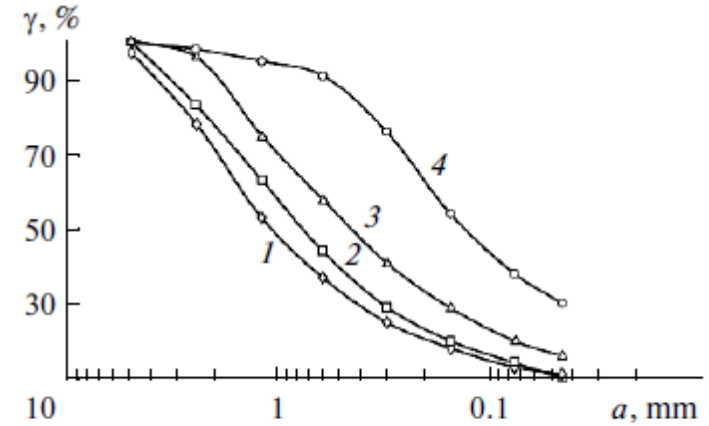

Granulometric composition of coke breeze in the following states: (*1*) initial and (*2–4*) after additional grinding in a hammer mill, in a roll crusher, and double extrusion in an extruder. respectively.

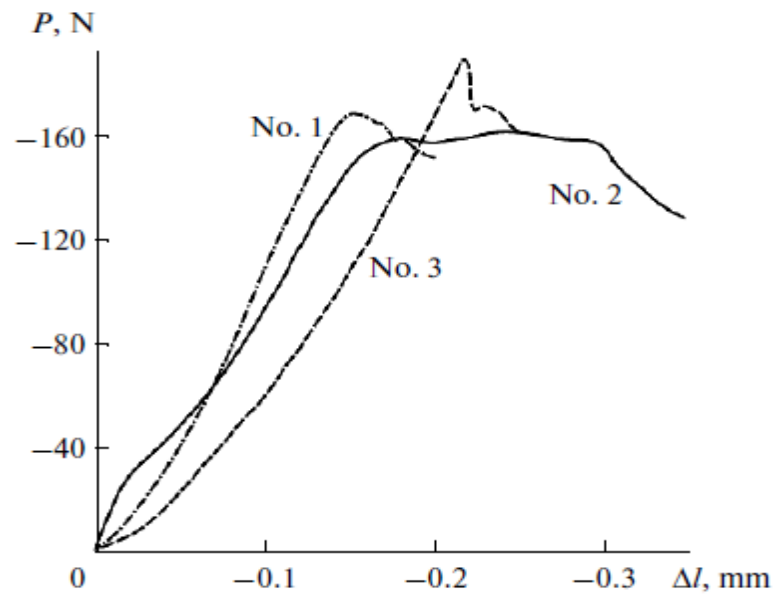

Extruded briquettes made of coke breeze(94%; 5% PC; 1% Bentonite.

No.1 – roll crusher
No. 2 – double extruded
No. 3 – hummer milled

Testing of Metallurgical Properties of Extruded Briquettes for Blast Furnace

Components	Mass share, %		Test material	$RDI_{(+6.3)}$, %
	#1	#2		
Portland cement	9.1	9.0	Extruded briquette #1 (1.93)	**61.9**
Coke breeze	-	13.5	Extruded briquette #2 (basicity 0.75)	**96.5**
Bentonite	-	0.9		
BF sludge	54.5	-	Sinter (basicity 1.2)	64
BOF sludge	36.4	-	Sinter (basicity 1.4)	60
Iron ore concentrate	-	76.6	Sinter (basicity 1.6)	77

Mineralogical Study of Raw and Reduced Extruded Briquettes



1 – Coke breeze; 2 – iron ore

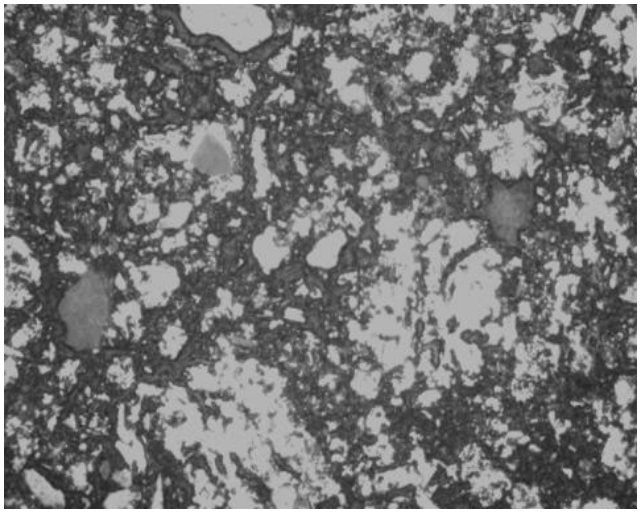

Core, 900 °C

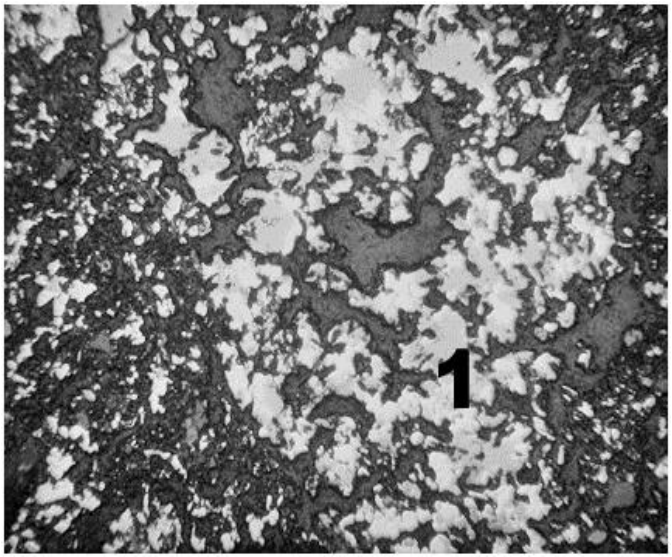

1 – metal, shell, 900°C,



Shell, 1100 °C

Industrial Extruded Briquettes for Blast Furnace

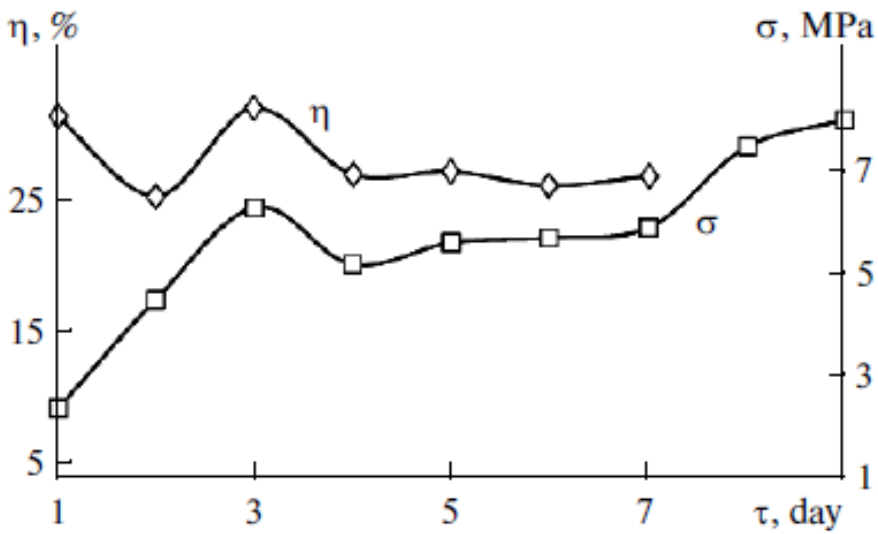

Changes in compressive strength σ and porosity η of brex during strengthening 9-day storage.

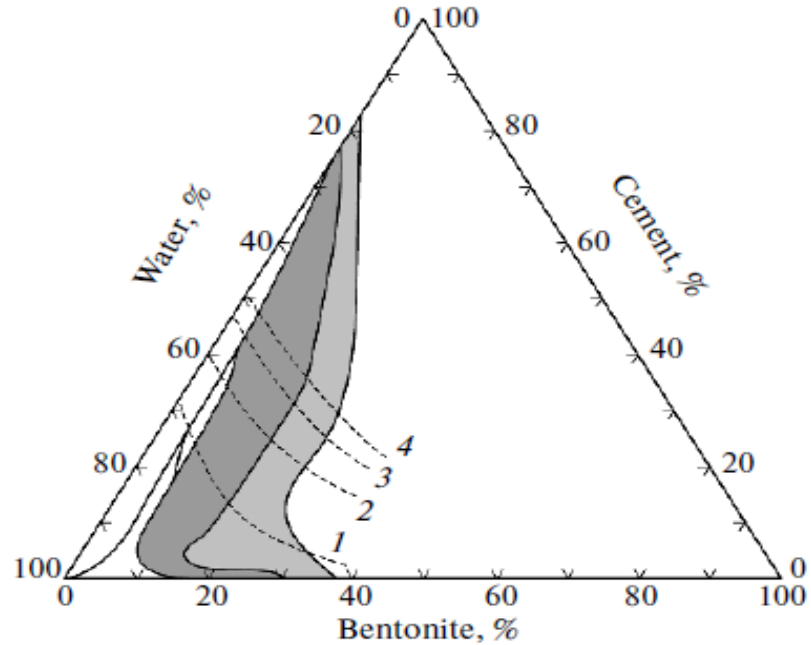

Compressive strength

day 3 **day 7**

Tensile splitting

day 3 **day 7**

Blast Furnace Operation with 100% of Extruded Briquettes

The performance of blast furnace	100 % iron ore	80 % extruded briquettes	100 % extruded briquettes
Consumption, kg/t:			
Iron ore	1500	372	-
extruded briquettes	-	1425	1960
limestone	150	-	-
Dolomite	144	-	29
scrap	132	-	-
Quartzite	-	-	13
Mn ore extruded briquettes	-	19	75
Coke, 15-25mm	680	530	490
$Fe_{total.}$ in fluxed charge, %	57.6	50.4	45.5
Capacity, t/m^3 per day	1.9	1.62	2.0
Blow temperature, ºC	925	900	1000
Blow pressure, kg/cm^2	0.5	0.34–0.38	0.38–0.42
[Si], %	1.0–1.8	1.0–1.5	0.8–1.1
[Mn], %	0.2	0.4–0.5	0.7–0.8
[C], %	3.8–4.0	3.75–3.90	3.80–3.95
[S], %	0.050–0.060	0.038–0.050	0.038–0.042
Hot metal temperature, ºC	1380–1440	1400–1450	1410–1450
(CaO), %	34.86	33.12	38.0–39.0
(SiO_2), %	31.98	30.23	30.0–32.0
(Al_2O_3), %	23.87	17.98	16.0–18.8
(MgO), %	9.46	9.48	8.0–9.5
(FeO), %	1.01	1.26	0.6–1.15
(MnO), %	0.35	0.75	1.3-1.4

Brex in the skip of Blast furnace

Simulation of BF with extrusion briquettes in the charge

Mathematical model of BLAST FURNACE on the basis of software developed in Moscow Institute of Steel and Alloys (DOMNA).

Blast furnace volume **4297 m^3**.

Charge of 3-components- sinter, pellets and briquettes The share of pellets is determined by the capacity in pelletizing factory (6 million tons of pellets per year).

Basicity of briquettes consisting of iron ore concentrate and coal is determined on the basis of the binder share in the mass (6%) and bentonite (1%), basicity of briquettes (B2) is **0.50-0.55**.

Basicity of sinter is determined on the basis of the accepted concept of replacing the sinter by briquettes and by their basicity. When replacing 50% of sinter in blast furnace by briquettes sinter basicity should be between **2.8-3.2**. It should be noted that in the structure of sinter of this basicity dominating are the phases with increased strength compared with sinter with basicity in the range **1.5-1.7** (produced by NLMK at present).

Simulation results

The performance of the furnace	Traditional charge	Option 1	Option 2
Sinter consumption B2 = 1.7 kg/ton	1109	-	-
Sinter consumption B2 = 3.0 kg/ton	-	557	575
Pellets consumption, kg/ton	546	557	541
Extruded briquettes consumption, kg/ton	-	557	575
Iron ore consumption, kg/ton	-	17	-
Fe content in charge, %	58.2	57.45	57.15
Coke rate, kg/ton	391	354	284
Natural gas consumption, nm^3/ton	125	125	35
Pulverized coal consumption, kg/ton	-	-	160
Blow rate, m^3/min	7483	7568	7340
Blow temperature, ^oC	1240	1240	1240
O_2 content in blow, %	30,5	30,5	30,5
Blast humidity, g/m^3	10	10	20
Top gas, m^3/ton	1545	1540	1470
Top gas pressure, kPa	240	240	240
CO content,%	24.4	24.9	26.2
CO_2 content, %	23.2	22.6	23.9
H_2 content, %	9.7	9.9	8.2
Slag ratio, kg/ton	318	314	323
Slag basicity, B2	1,01	1,01	1,02
Capacity, ton/day	12465	12624	12708
Capacity, ton/m^2·day	92,48	93,66	94,3
Reduction efficiency,%	94.2	94.2	94.2

Full-scale testing of SiMn production with Extruded

Component of the charge	Reference and Full scale trial periods						
	Reference period	1	2	3	4	5	6
Mn Ore-1	0.526 (30%)	0.525 (30%)	0.525 (30%)	0.525 (30%)	0.525 (30%)	0.525 (30%)	0.525 (30%)
Mn Ore-2	1.205 (70%)	1.12 (65%)	1.03 (60%)	0.855 (50%)	0.705 (41%)	0.6 (35%)	0.525 (30%)
BREX	–	0.087 **(5%)**	0.175 **(10%)**	0.35 **(20%)**	0.5 **(29%)**	0.605 **(35%)**	0.69 **(40%)**
Estimated weight of charge	1.73	1.732	1.73	1.73	1.73	1.73	1.74
Incoming manganese with:							
Ore-1	0.262 (43%)	0.262 (42.6%)	0.262 (42.6%)	0.262 (42.4%)	0.262 (42.2%)	0.262 (42.1%)	0.262 (41.8%)
Ore-2	0.35 (57%)	0.325 (53%)	0.299 (48.6%)	0.224 (40.1%)	0.205 (32.8%)	0.174 (27.9%)	0.152 (24.2%)
BREX	–	0.027 (4.4%)	0.054 (8.8%)	0.109 (17.5%)	0.16 (25%)	0.188 (30%)	0.214 (34%)
Manganese charge weight	0.612	0.614	0.614	0.619	0.622	0.624	0.628
Average manganese content, %	35.4	35.5	35.6	35.8	36	36.1	36.1

Full-scale testing of SiMn production with Extruded Briquettes

Parameter		Reference and Full scale trial periods						
		Reference period	1	2	3	4	5	6
Actual metal production over a period of time, t	ton	816.323	298.4	277.1	196.6	570.6	397.2	757.2
	b.t (basic ton)	839.670	300.7	285.8	199.5	584.75	393.2	767.8
Actual furnace performance, %		98.9	97.6	97.4	99.7	96.2	98.6	93.6
Power consumption, MW		3 339.27	1 078.2	1 085.4	734.7	2 120.8	1 536.3	2 821.48
Specific power consumption, kW*h/b.t		3 977	3 586	3 798	3 682	3 627	3 908	3 675
Ore-2	t (29%Mn)/b.t	1.106	0.933	0.892	0.714	0.635	0.626	0.492
	t (48%Mn)/b.t	0.668	0.563	0.539	0.431	0.383	0.378	0.297
Ore-1	t (49.5%Mn)/b.t	0.565	0.505	0.482	0.509	0.480	0.524	0.484
	t (48%Mn)/b.t	0.582	0.520	0.497	0.525	0.495	0.540	0.499
BREX	t (31.37%Mn)/b.t	0	0.077	0.164	0.273	0.387	0.571	0.605
	t (48%Mn)/b.t	0	0.050	0.107	0.178	0.252	0.373	0.395
The total consumption of raw manganese ore	t/b.t	1.671	1.515	1.538	1.496	1.502	1.721	1.581
	t (48%Mn)/b.t	1.250	1.133	1.143	1.134	1.130	1.291	1.191
Coke, t/b.t		0.446	0.339	0.420	0.405	0.395	0.415	0.413
Quartzite, t/b.t		0.419	0.499	0.524	0.465	0.529	0.456	0.475
Silicomanganese fines Briquettes t/b.t		0.158	0.082	0.103	0.092	0.120	0.110	0.094
Scrap (Mn content in scrap,%), t/b.t		0.358 (23.3)	0.601 (29.9)	0.462 (33.0)	0.477 (35.3)	0.461 (32.0)	0.455 (25.8)	0.373 (38.6)
Electrode mass, t/b.t		0.034	0.032	0.030	0.035	0.028	0.033	0.028
Manganese extraction from the ore component, %		80.1	79.8	80.7	80.7	83.6	79.1	79.9

Power consumption vs BREX share

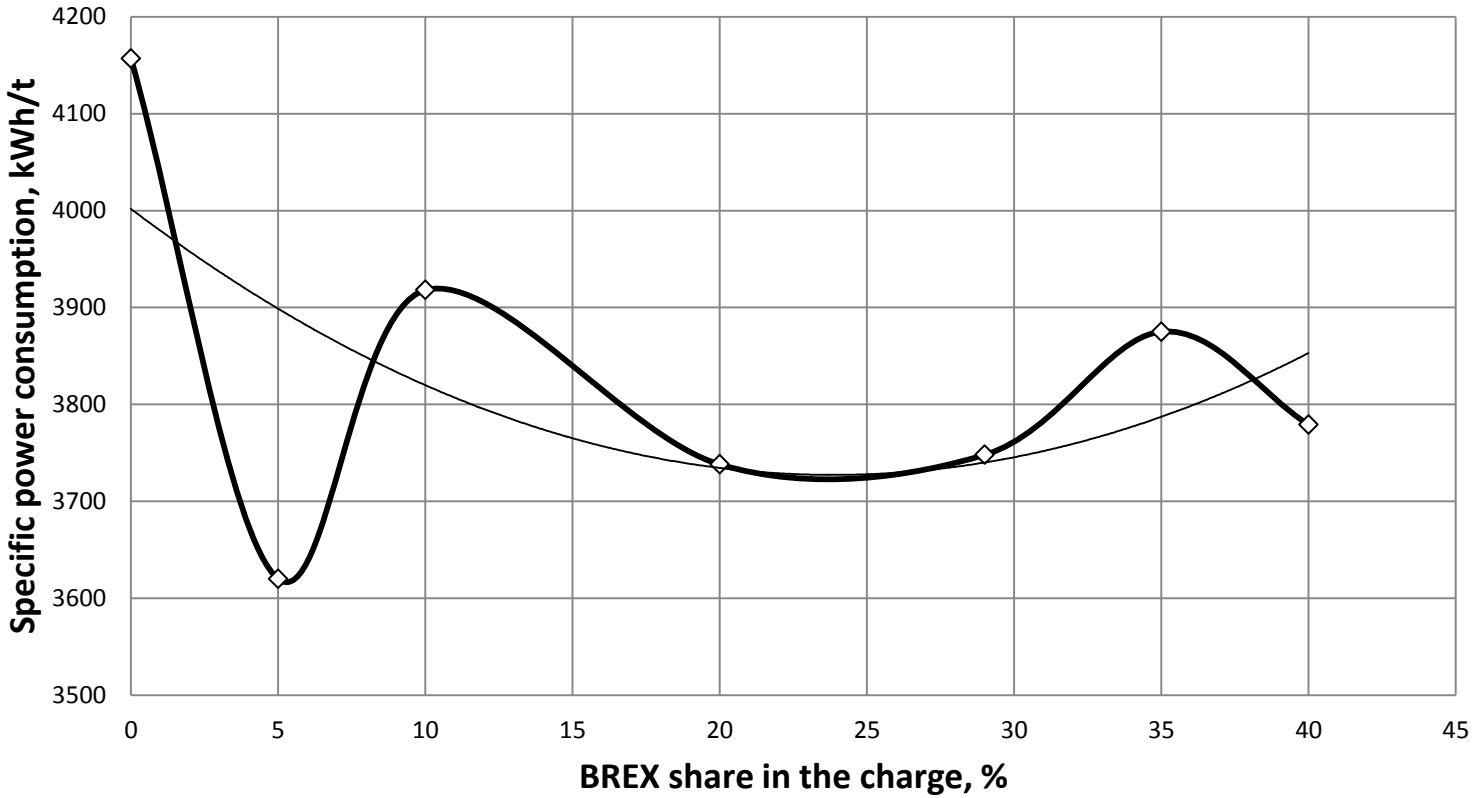

$y = 0{,}4824x^2 - 23{,}011x + 4001{,}7$

Coke rate vs BREX share

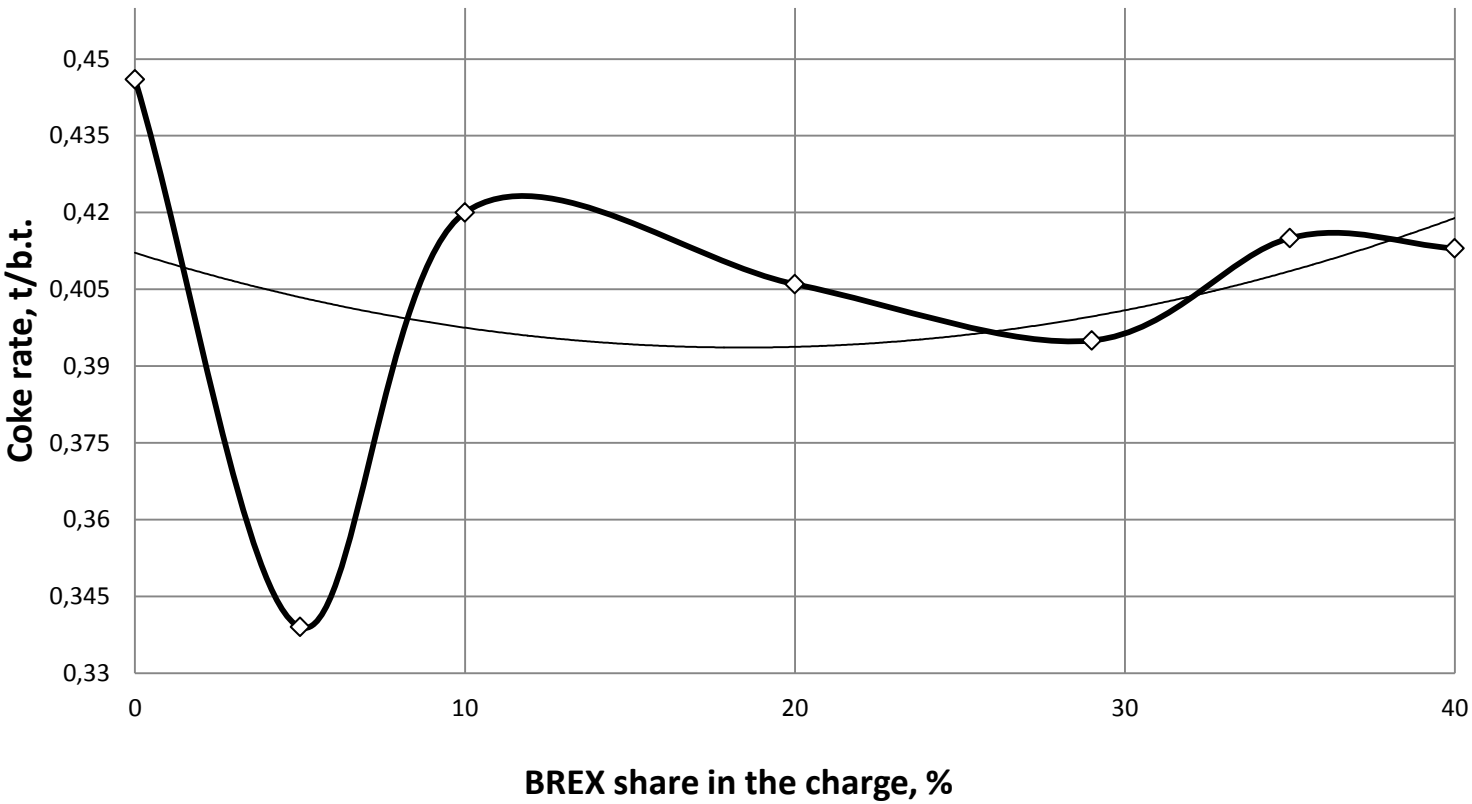

$y = 5E\text{-}05x^2 - 0{,}002x + 0{,}4121$

Furnace productivity vs BREX share

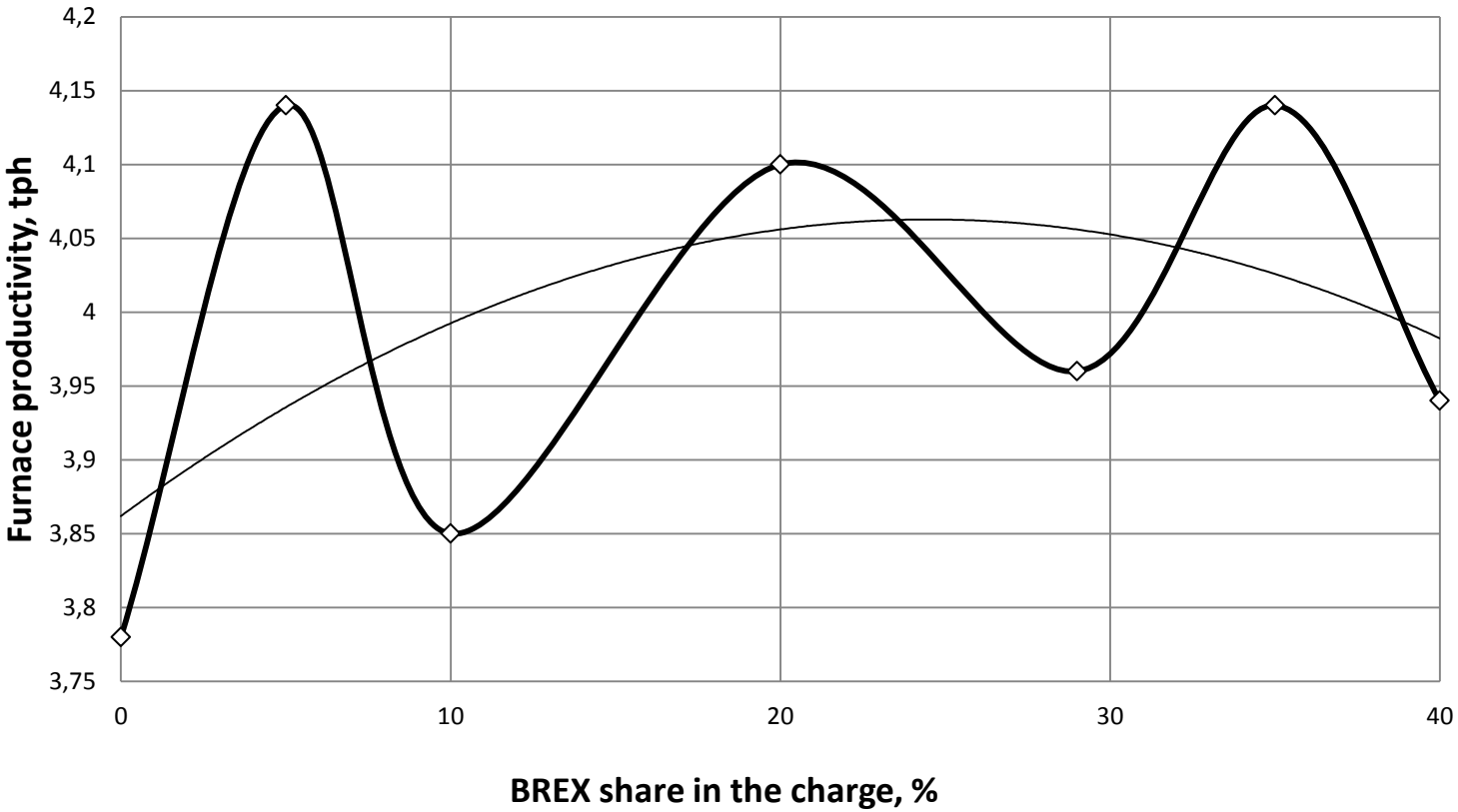

$y = -0{,}0003x^2 + 0{,}0164x + 3{,}8619$

Full-scale Testing in Midrex Reactor

Components	02-01	02-02	02-03
Pellets fines	50,0	50,0	50,0
Sludge DRI	25,.0	25,0	25,0
Mill scale	15,0	15,0	15,0
EAF dust	5,0	4,75	5,0
lime	5,0		
PC		5,0	
Magnesium sulfate			5,0
Bentonite		0,25	

Elements and oxides	02-01	02-02	02-03
Fe_t	74,86	69,02	86,86
Fe_{met}	49,11	18,66	84
Metallization, %	65,6	26,96	96,71
C	1,75	0,89	1,02
CaO	9,11	6,71	5,07
MgO	2,93	2,24	7,81
SiO_2	3,41	4,35	4,04
Al_2O_3	1,57	1,45	2,13
MnO	0,34	0,43	0,39
P_2O_5	0,076	0,074	0,0134
S	0,0256	0,093	0,26
Na_2O+K_2O	0,48	0,51	0,74
ZnO	0,18	0,3	0,045

Mineralogical Study of Reduced Extruded Briquettes



(1- iron, 2 Mellilite)

<u>Cement</u>

$2Na_2O \cdot CaO \cdot 3SiO_2$, $Na_2O \cdot 2CaO \cdot 3SiO_2$. 1,3,4 – binary metasilicates; 2 – dicalcium ferrites with silicon

<u>Lime</u>

Olivine phases with high basicity (CaO/SiO_2 = 0,8 – 0,9); “whiskers”

<u>Magnesium sulfate</u>

Two-phase system: metal + silicates Olivine and Mellilite.

Porosity of Raw and Reduced Extruded Briquettes (STIMAN)

Extruded Briquette	Porosity SEM/SEM+CT	Contribution of pores of different dimension categories to total porosity (ptot), %. Diameter in microns.					Maximum diameter, µm
		D1	D2	D3	D4	D5	Dmax
	Ptot, %	<0.1	0.1-1.0	1.0-10	10-100	>100	
02-01	31.6	0.6	8.6	25.6	65.2	0.0	57.6
	37.3	0.5	7.2	21.4	66.8	4.1	407.2
02-01 (reduced)	32.9	0.2	9.0	38.4	52.4	0.0	70.94
	38.3	0.1	7.7	32.4	49.8	10.0	504.49
02-02	31.2	0.6	8.0	30.1	61.3	0.0	45.78
	35.7	0.5	7.0	26.2	61.3	5.0	299.96
02-02 (reduced)	37.9	0.2	9.3	31.1	59.1	0.3	100.51
	40.4	0.2	8.9	29.5	55.2	6.2	583.77
02-03	31.8	0.6	5.8	28.4	65.2	0.0	62.92
	32.9	0.5	5.5	27.2	65.3	1.5	191.89
02-03 (reduced)	32.8	0.2	3.2	35.7	60.9	0.0	71.75
	39.3	0.2	2.6	28.9	58.0	10.3	736.41

02-01: D_5 (2,43), Dmax (23%); +2,6% **02-02**: D_5 (1,24), Dmax (94%); +13,1% **02-03: D_5 (6,90), Dmax (283%); +19,5%**

High Temperature Reduction of Iron ore –coal brex

Table 1. BREX components, shape and physical properties.

BREX sample	Component, %				Density, g/cm^3	Porosity %	CCS, kgF/cm^2
	Iron ore	Coal	Portland cement	Bentonite			
#1*	63	32	5	–	2.072	34.8	59.0
#2	63	32	5	–	2.034	36.9	24.0
#3	63.5	31.3**	4.7	0.5	2.207	36.4	49.0

*oval shape (1.25 cm × 2.5 cm);
**Coal 1

High Temperature Reduction of Iron ore –coal brex

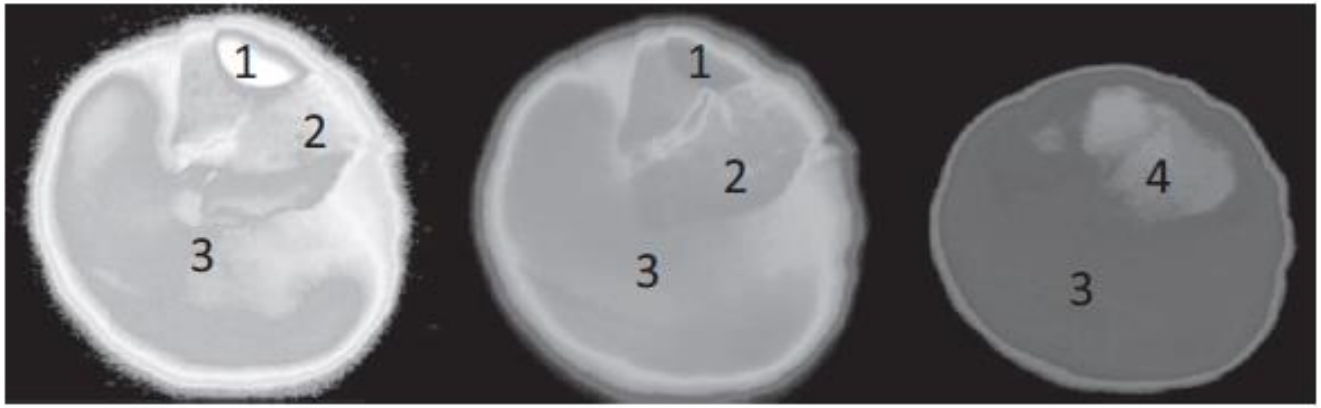

Fig. 2. BREX #1 (from left to right: volatiles release, t = 1 min, T = 1 000°C; beginning of the melting, t = 6 min, T = 1 200°C; before complete melting, t = 7 min, T = 1 360°C); 1-thermocouple; 2-BREX; 3-carbonaceous bed zone; 4-melting BREX (solid and liquid).

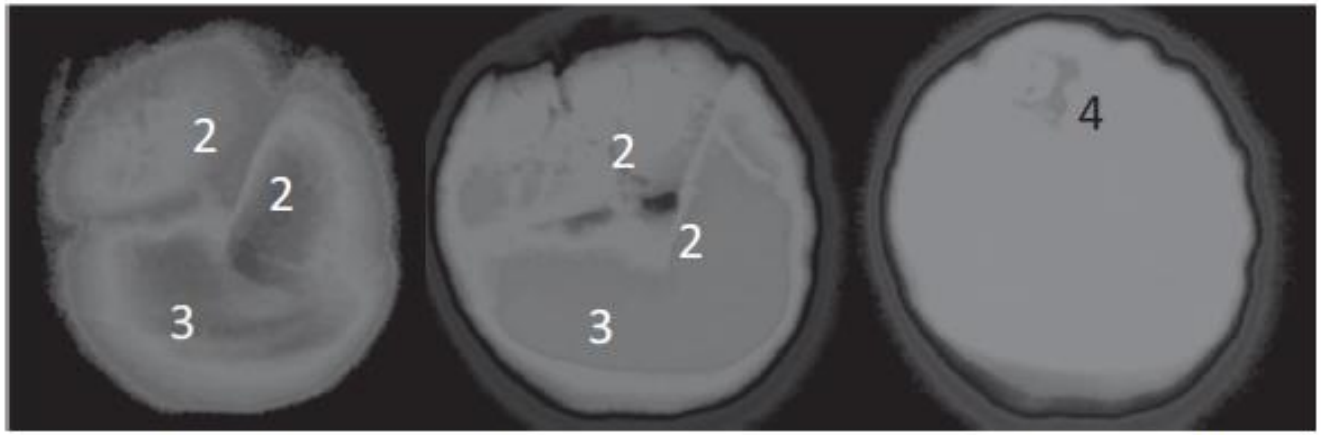

Fig. 3. BREX #2 (from left to right: the end of the coal volatiles release, t = 1 min 40 sec., T = 1 000°C; solid state reduction, t = 6 min 37 sec, T = 1 200°C; creation of the nuggets, t = 13 min 20 sec, T = 1 360°C); 2-BREX; 3-carbonaceous bed zone; 4-liquid nugget surrounded by slag.

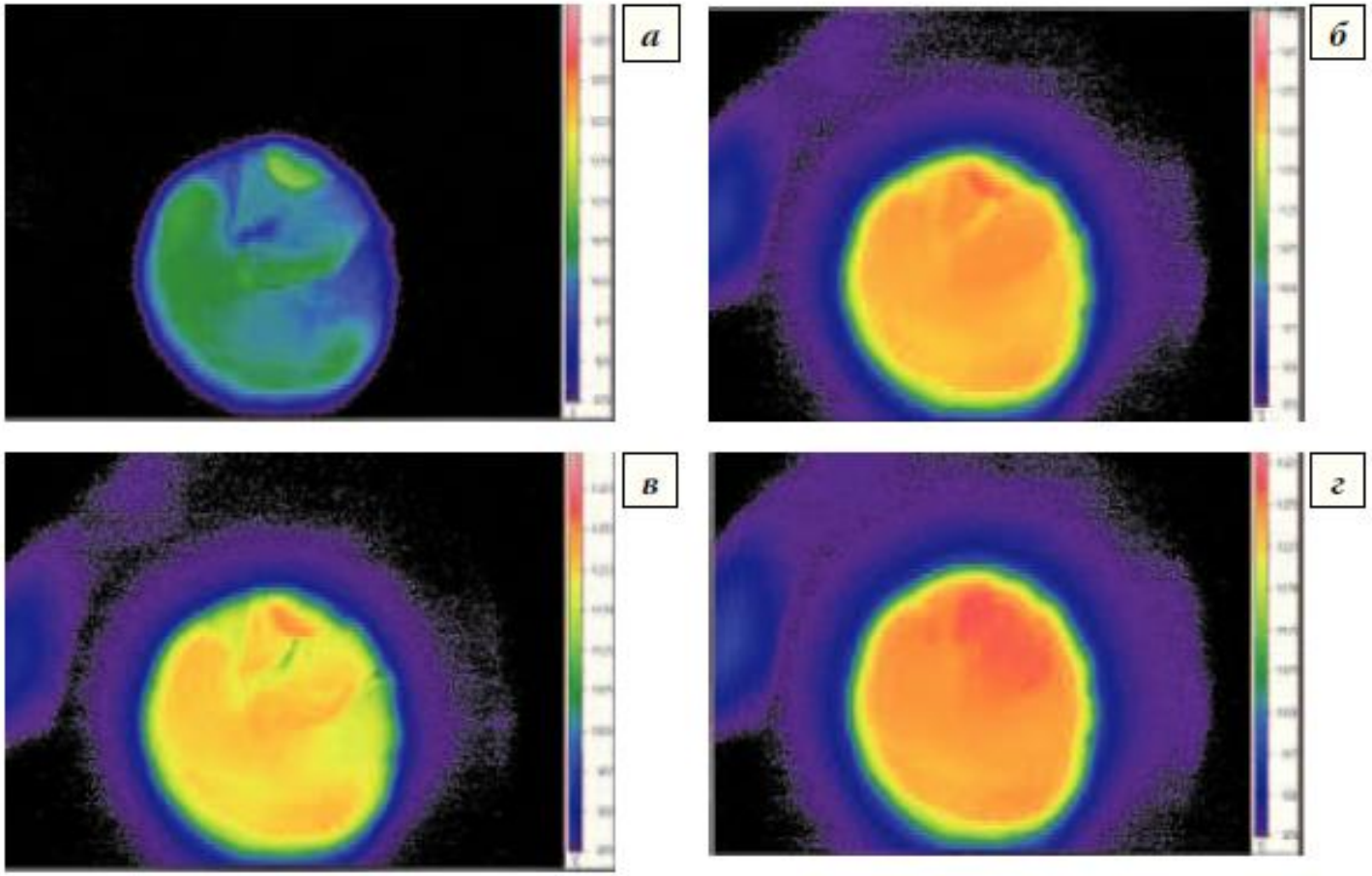

Рис. 4. **Брэкс № 2:** *а* – окончание выхода летучих, t = 1 мин; *б* – твердофазное восстановление, t = 3,5 мин; *в* – начало плавления, t = 6 мин; *г* – перед полным расплавлением, t = 7 мин

High Temperature Reduction of Iron ore –coal brex

Table 2. Chemical composition of the reduction test products (nuggets and shells).

Element %	Sample #1	Sample #2	Sample #3
[Fe]	96.05	94.08	95.53
[C]	3.333	4.800	3.740
[Si]	0.154	0.605	0.252
[Mn]	0.121	0.136	0.076
[S]	0.118	0.185	0.107
[P]	0.058	0.085	0.135



Рис. 6. **Внешний вид продуктов восстановления образцов рудоугольных брэксов и шлака в тигле:** *а* – № 2; *б* – № 3; *в* –№ 4; *г* – № 1

Industrial Briquetting Lines

- **BETHLEHEM STEEL** (Blast Furnace, 1994-1996) 100 thousand tons/year
- **NIPPON STEEL** (Blast Furnace, since 2012) 100 thousand tons/year
- **SURAJ PL** (Blast Furnace, since 2011) 100 thousand tons/year
- **JSC ChEMK, Russia** (Ferro Alloys, 2017) 200 thousand tons/year
- **TNC KAZCHROME, KAZAKHSTAN** (Ferro Alloys, 2017) 100 thousand tons/year
- **ASSMANG CATO RIDGE** (Ferro Alloys, 2016) 100 thousand tons/year
- **SAKURA FERROALLOYS** (Ferro Alloys, 2017) 100 thousand tons/year
- **BHP BILLITON** (Ferro Alloys, since 1996), 700 thousand tons/year
- **VALE** (Ferro Alloys, 2004) 700 thousand tons/year
- **JSC NLMK** (Blast Furnace, 2018) 700 thousand tons/year

Industrial Briquetting Line: Kazchrome, July 2017

The main conclusions of the results of R&D for the applicability of stiff extrusion in for metallurgy are:

Stiff extrusion can be competitive as the technology of fine iron containing materials agglomeration, which could also provide for efficient partial or complete substitution for sinter production;

Three years of continuous operation demonstrated the economic efficiency of operating blast furnaces with a charge of 100% extruded briquettes.

Full-scale industrial trial confirmed the efficiency of the extruded briquettes use as the charge components of Submerged EAF (up to 40% of the charge). Stiff extrusion is the only technology that efficiently agglomerates

Thank You for Attention!